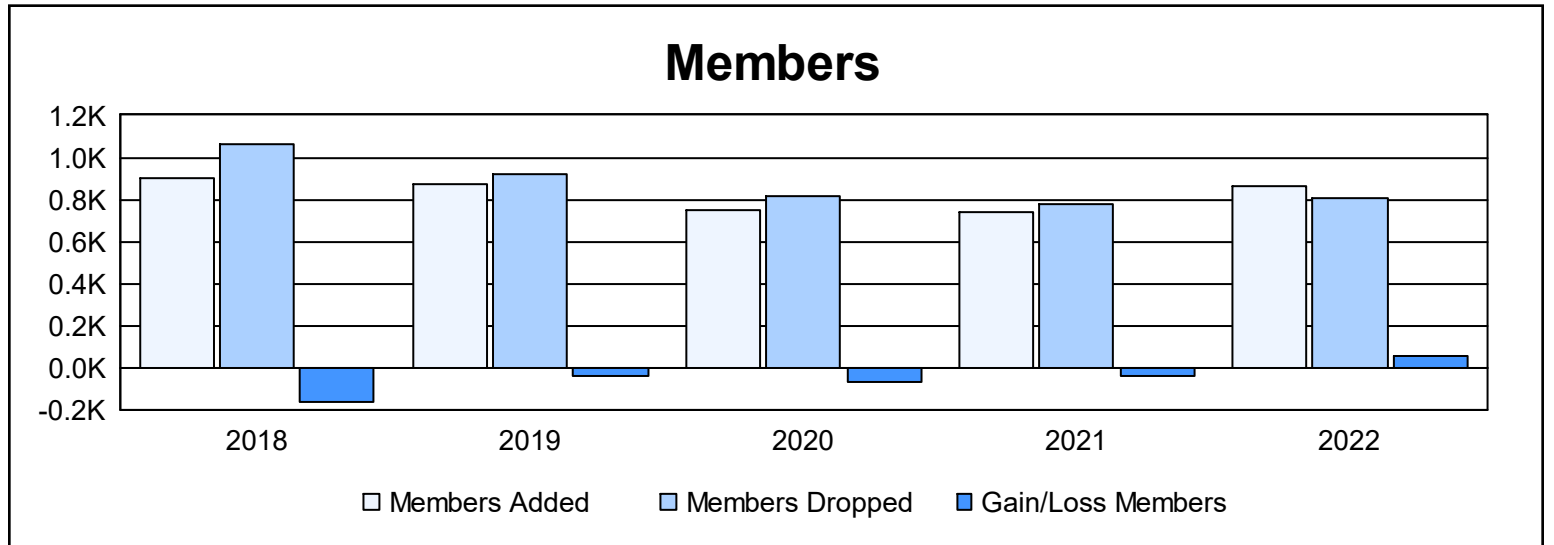
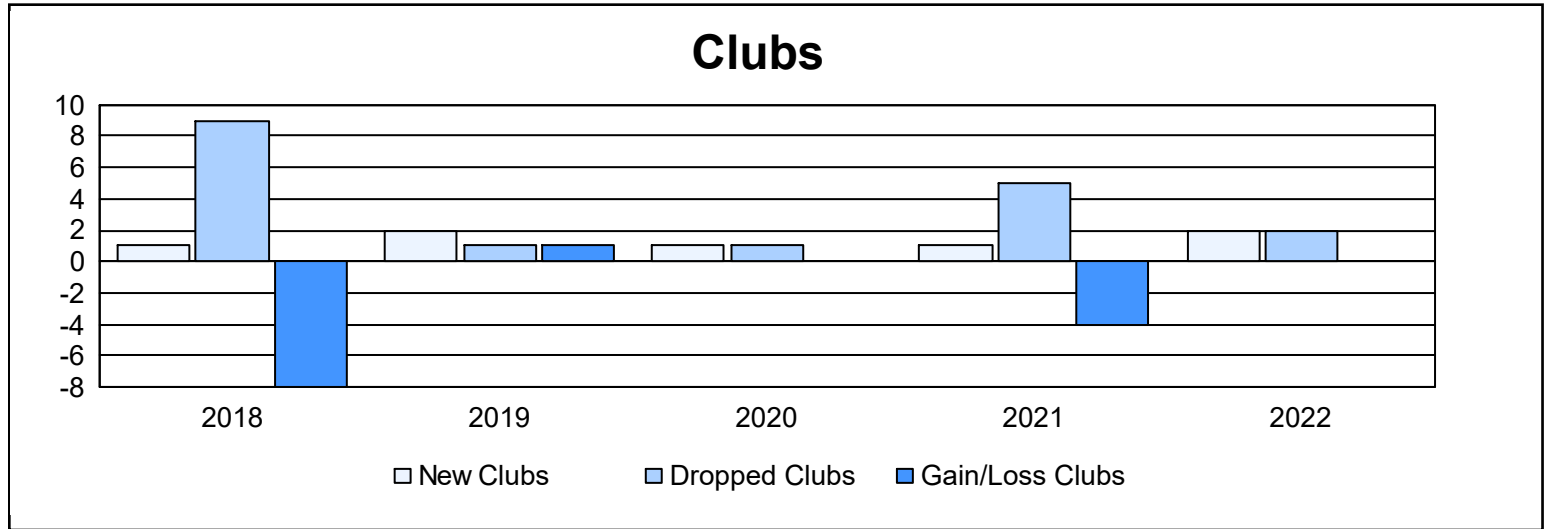
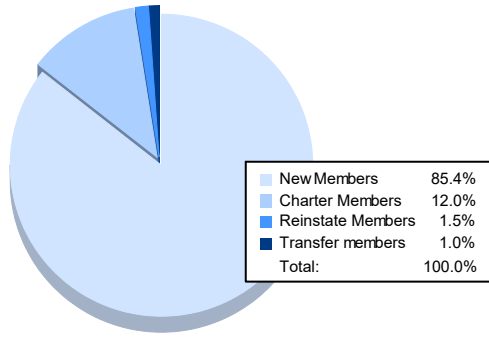


| Year           | New Clubs | Dropped Clubs | Gain/ Loss Clubs | New Members | Charter Members | Reinstate Members | Transfer Members | Total Member Added | Total Members Dropped | Gain/ Loss Members |
|----------------|-----------|---------------|------------------|-------------|-----------------|-------------------|------------------|--------------------|-----------------------|--------------------|
| 2017-2018      | 1         | 9             | -8               | 729         | 64              | 24                | 84               | 901                | 1,062                 | -161               |
| 2018-2019      | 2         | 1             | 1                | 749         | 98              | 23                | 4                | 874                | 915                   | -41                |
| 2019-2020      | 1         | 1             | 0                | 678         | 35              | 26                | 10               | 749                | 819                   | -70                |
| 2020-2021      | 1         | 5             | -4               | 656         | 40              | 28                | 11               | 735                | 775                   | -40                |
| 2021-2022      | 2         | 2             | 0                | 738         | 104             | 13                | 9                | 864                | 809                   | 55                 |
| <b>Average</b> | <b>1</b>  | <b>4</b>      | <b>-2</b>        | <b>710</b>  | <b>68</b>       | <b>23</b>         | <b>24</b>        | <b>825</b>         | <b>876</b>            | <b>-51</b>         |



### Membership Composition June 2022 Cumulative



### Gender Composition June 2022 Cumulative

